

Name: _____

Date: _____

Reading Lesson Practice Worksheets

1. Select the word for the picture.



- ☐ cunning
- ☐ place
- ☐ fasten
- ☐ broken
- ☐ going

2. Match the words and the pictures.

SORT ELEMENTS

broken

bush,

find

bring

show


place,



Name: _____

Date: _____

Reading Lesson Practice Worksheets



3. Complete the following sentences.

SORT ELEMENTS

- into this bush. Rose.
- to mother! the eggs right back.
- the eggs.

Come here,

Look down

May we take

Show it

We would bring

Name: _____


Date: _____

Reading Lesson Practice Worksheets

4. Read the following sentences.


- ☐ Come here, Rose. Look down into this bush.
- ☐ "O Willie! A bird's nest! What cunning, little eggs!"
- ☐ Oh, we would bring it right back, Willie!

5. Select the sentence for the picture.



- ☐ This is a broken egg.
- ☐ This is a hungry bird.
- ☐ Come see the bird.
- ☐ This is a broken cup.

6. Select the sentence for the picture below.



- ☐ I see birds in a nest.
- ☐ Look, here are eggs in a nest.
- ☐ The wind blows the trees.

Name: _____

Date: _____

Reading Lesson Practice Worksheets

7. Match the picture and the word.

SORT ELEMENTS

-

Spring

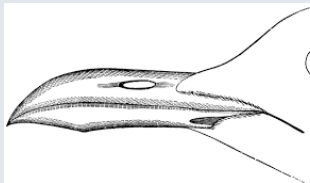
round

strong

dry

bill

claws



Name: _____

Date: _____

Reading Lesson Practice Worksheets

8. Select the sentence that goes with the picture.



☐ The mother bird made a strong nest for the baby birds.

☐ The mother bird has her bill and claws to work with.

9. Complete the following sentences with the correct word.

SORT ELEMENTS - claws strong horse round

The bird make the nest _____.

That is a pretty _____ nest.

The mother bird has her bill and her _____ to work with.

The nest is made with some _____-hairs and some dry grass.

10. Match the sentence to the picture.

SORT ELEMENTS

- God made the little birds to sing,
- And flit from tree to tree;
- 'Tis He who sends them in the spring
- To sing for you and me.

Name: _____

Date: _____

Reading Lesson Practice Worksheets



11. Match the word to the picture.

SORT ELEMENTS

brown ugly

crumb

feather




things

worm

Name: _____

Date: _____

Reading Lesson Practice Worksheets



12. Match the sentence that goes with the picture.

SORT ELEMENTS

1. An old bird fly out of the bush.
2. I feed the bird a crumb.
3. That is a brown bird.
4. A bird with a worm in her bill.
5. The old bird feed her chicks a worm.









Name: _____

Date: _____

Reading Lesson Practice Worksheets

13. Select the sentence for the picture below.



- ☐ The bird flew away.
- ☐ I feed a brown bird with a crumb.
- ☐ A bird flew out off the bush.
- ☐ An old bird feeds chicks with a worm.

14. Rad the following sentences.

- ☐ Let us go and see them.
- ☐ Where did it go, Rose?
- ☐ What ugly little things!

Name: _____

Date: _____

Reading Lesson Practice Worksheets

15. Complete the sentences below.

SORT ELEMENTS

- too near.
- fly out of the bush.
- birds just now.
- bird with a worm in her bill
- with a crumb in its bill.

I saw a little brown bird flew away	
-------------------------------------	--

I was feeding the	
-------------------	--

We must not go	
----------------	--

I just saw the old bird	
-------------------------	--

Here comes the	
----------------	--

Name: _____

Date: _____

Reading Lesson Practice Worksheets

16. Match the picture and the words.

SORT ELEMENTS

falling

griefs

night

morning

stars

joys



Name: _____

Date: _____

Reading Lesson Practice Worksheets

17. Read the following sentences.

- When the stars at set of sun, watch you from on high, when the morning has begun, think the Lord is nigh.
- All you do and all you say, He can see and hear: When you work and when you play, Think the Lord is near.
- All your joys and griefs He knows counts each falling tear. When to Him you tell your woes, know the Lord is near.

18. Match the words that rhyme.

SORT ELEMENTS

begun

high

nigh

say

woes

high

play

gear and tear

near

knows

Name: _____

Date: _____

Reading Lesson Practice Worksheets

19. Match the words and the picture.

SORT ELEMENTS - lame pocket cane note whistle lane



20. Match the pictures and the words.

SORT ELEMENTS - walk willow blew sick filled



Name: _____

Date: _____

Reading Lesson Practice Worksheets

21. Select the sentence for the picture below.



- ☐ Frank was a poor, little, lame boy.
- ☐ Frank's father and mother were dead.
- ☐ Frank and his dear, old grandma are walking.
- ☐ Mary's mother filled Frank's basket with bread and meat, and a little tea for his grandma.

22. Complete the following sentences.

SORT ELEMENTS

do?

long note from his willow whistle

tried to make him happy.

my doll is going to sleep.

How do you	
------------	--

Frank, blew a	
---------------	--

His grandmother took care of him and	
--------------------------------------	--

Don't make a noise;	
---------------------	--

Name: _____

Date: _____

Reading Lesson Practice Worksheets

23. Select the sentence for the picture.



- ☐ Mary sings to her little doll.
- ☐ Grandma takes care of Frank.
- ☐ Mary's doll is sleeping.
- ☐ Frank has a whistle.

24. Select the sentence that states the same idea as the sentence below.

I am almost ready to leave.

- ☐ I am leaving now.
- ☐ I will leave in a while.
- ☐ I will be ready to leave in a while.

Name: _____

Date: _____

Reading Lesson Practice Worksheets

25. Read the following sentences.

- ☐ Sometimes they will whistle, and sometimes they won't.
- ☐ She tried once more, and the whistle made a low, sweet sound
- ☐ I told you the way to put a doll to sleep, is to whistle to it."

26. Select the word or words you can use for the picture below.



- ☐ cat
- ☐ basket
- ☐ hat
- ☐ sea
- ☐ whistles
- ☐ fly

WRITE A SENTENCE OF YOUR OWN FOR THE PICTURE ABOVE.

Name: _____

Date: _____

Reading Lesson Practice Worksheets

27. Complete the following sentences.

SORT ELEMENTS

- soon filled.
- the willow whistle.
- the doll's face down.
- the whistle made a low, sweet sound.

Mary can't blow

She tried and tried, and

In her joy, she had turned

Frank's basket was

28. Select a sentence for the picture below.



- ☐ Mary sleeps with her doll in bed.
- ☐ Mary's eyes are shut tight.
- ☐ Mary tucks her doll in bed.
- ☐ Mary is praying by her bed.

Name: _____

Date: _____

Reading Lesson Practice Worksheets

29. Match the picture and the words.

SORT ELEMENTS -

stone


food

first

twelve

stood

chicken



Name: _____

Date: _____

Reading Lesson Practice Worksheets

30. Tick the picture that goes with the sentence below.

There was once a big, hen that had little chickens.



Name: _____

Date: _____

Reading Lesson Practice Worksheets

31. Select a word or words that go with the picture below.



☐ eggs

☐ hen

☐ chicks

☐ pond

32. Complete the sentences with the words below.

SORT ELEMENTS

stone flapping better obey twelve Jump

"I am _____ my wings," said Chippy, who stood by himself.

"I I can't jump any _____ than I could before."

A white hen had _____ little chickens.

For the first time, she found that they would not _____ her.

There was a large _____ in the brook

_____ upon this stone, as I did.

Name: _____

Date: _____

Reading Lesson Practice Worksheets

33. Complete the following sentences.

Sort Elements

- on the bank a little while.
- my wings.
- than he could before.
- in the daytime

The chick can't jump any better	
The chicks walked	
She found food for them	
I am flapping	

34. Select a sentence for the picture below.



- ☐ The fat hen has a brood of chicks.
- ☐ The chicks get a piece of bread.
- ☐ The black hen jumps back on the bank.

Name: _____


Date: _____

Reading Lesson Practice Worksheets

35. Match the sentence to the picture.

SORT ELEMENTS

- We can't jump so far.
- This piece of bread is for Chippy.
- The old hens began to eat the crumbs the boy threw.
- The hen walked slowly home with her brood.



Name: _____

Date: _____

Reading Lesson Practice Worksheets

26. Match the following words to complete the sentences.

WORD ELEMENTS

walked looks tried found give jump is

We can't _____ so far.

I must _____ it up

She _____ slowly home with her brood.

The old hen _____ about for something to eat.

She soon _____ a piece of bread.

The chickens _____ to get a bite at the piece of bread.

This bread _____ for Chippy.

27. Select a picture for the sentence below.

The little chickens chirped.



Name: _____

Date: _____

Reading Lesson Practice Worksheets

28. Read the following sentences below.

- ☐ She found a piece of bread near the back door.
- ☐ We can't jump so far, mother
- ☐ I think mother ask too much of us.

29. Match the picture and the word.

SORT ELEMENTS

Reader

Clean

Neat

Slate



Name: _____

Date: _____

Reading Lesson Practice Worksheets

30. The children are in a line. Who is **last** and **second**?



31. Match the picture and the word.

SORT ELEMENTS - write waste clean learn



Name: _____

Date: _____

Reading Lesson Practice Worksheets

32. Read the following words.

☐ read all lessons

☐ a clean slate

☐ neat books

☐ first reader

33. Select the sentence for the picture below.



☐ Mark learns to read and write in school.

☐ ☐ Mark is playing by the pond.

☐ ☐ Mark is standing outside.

34. Match the picture and the word.

SORT ELEMENTS

- music

laughing

shake

beach

stump



Name: _____

Date: _____

Reading Lesson Practice Worksheets



35. Read the following sentences..

- ☐ Willie's father bought them, and carried them home.
- ☐ Frank has just pulled a fine fish out of the water.
- ☐ Robert has his hat in his hand, and is looking at the horses.

36. Match the words to the picture.

SORT ELEMENTS - dry grass | black bird | lazy boy | falling star



Name: _____

Date: _____

Reading Lesson Practice Worksheets

37. Use the words below to help you write sentences for each picture below.

SORT ELEMENTS - talking sleeping walking playing learning



Name: _____

Date: _____

Reading Lesson Practice Worksheets

38. Select the words that rhymes.

SORT ELEMENTS - sound watch land proud

round	
stand	
loud	
beach	

39. Match the picture and the word. Write a sentence for each picture.

SORT ELEMENTS - music, stump, shake, beach, laughing



Name: _____

Date: _____

Reading Lesson Practice Worksheets

