

Name: _____

Date: _____

Reading Lesson Practice Worksheets

SUSIE SUNBEAM

1. Select a **sweet smiling face**.



2. Select a sentence for the picture below.



- The children are best playmates.
- The girl is happy to meet friends.
- The children are teasing the girl and making fun of her.

Name: _____

Date: _____

Reading Lesson Practice Worksheets

3. Select words that describe Susie Sunbeam.

- angry
- smiling
- dull
- pleasant

4. Match the words and the pictures. Write a sentence for each picture.

SORT ELEMENTS

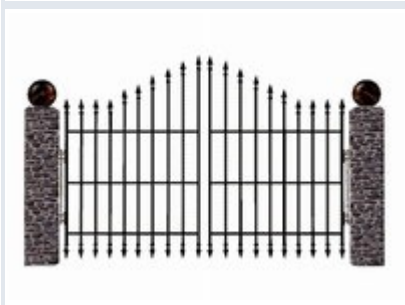
playmates

gate

Sunbeam

dress

smiling



Name: _____

Date: _____

Reading Lesson Practice Worksheets



5. Complete the sentence below.

The poor little girl was crying because they all _____ at her.

angry laugh happy

6. Unpleasant words in play would make most _____.


cry laugh play

Name: _____

Date: _____

Reading Lesson Practice Worksheets

7. Select the pictures of **a nice dress** and **a pair of shoes**.



8. Match the sentences to the picture.

SORT ELEMENTS

- Her grandfather first gave her this name.
- Even when a baby, Susie laughed and crowed from morning till night.
- She would sit by her mother's side for an hour at a time.



Name: _____

Date: _____

Reading Lesson Practice Worksheets



9. What was Susie's real name?

- Susie Sunbeam
- Susie Brown
- Susan Brown
- Susan Sunbeam

Name: _____

Date: _____

Reading Lesson Practice Worksheets

10. Match the sentence to the audio clip below.

- She would take her new book and read.
- No one ever heard her cry unless she was sick or hurt.
- She, too, thought that Susie was rightly called Sunbeam.

IF I WERE A SUNBEAM



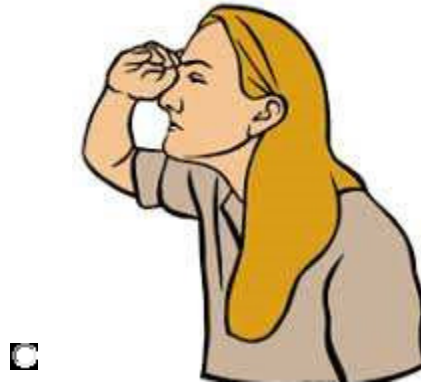
Name: _____

Date: _____

Reading Lesson Practice Worksheets

11. What does the word in bold means?

I would **seek** white lilies.



12. Read the following phrases.

die or shine

scatter light divine

life is glad

sweet home and mine

Name: _____

Date: _____

Reading Lesson Practice Worksheets

13. Select the picture of the **lowly hovels** mentioned in the poem.



14. Which of the following is a **woodland**?



Name: _____

Date: _____

Reading Lesson Practice Worksheets

15. Match the words and the picture. Then write a sentence for each picture.

SORT ELEMENTS

- lowly hovels
- White lilies
- glad child



Name: _____

Date: _____

Reading Lesson Practice Worksheets

16. Select the picture for the sentence below.

Every lily has a drooping head.



17. Match the words to the pictures. Then write a sentence for each picture.

SORT ELEMENTS

- look upwards
- sun shines
- heaven
- woe

Name: _____

Date: _____

Reading Lesson Practice Worksheets

