

Name: \_\_\_\_\_

Date: \_\_\_\_\_

# Reading Lesson Practice Worksheets

## BYE BYE

1. Who is watching the fly?

- a mother and her baby
- two boys
- two girls

2. Match the word to the picture.

### SORT ELEMENTS

neck

toes

legs

shoes


nose



---

---

---



---

---

---

Name: \_\_\_\_\_

Date: \_\_\_\_\_

## Reading Lesson Practice Worksheets

3. Read the following sentences.

- There he goes on his toes tickling baby's nose
- I can show you where to look to find his shoes.
- We will watch him, you and I.

4. Complete the sentences below.


**crawls      find      goes      show**

- There he \_\_\_\_\_ on his toes.
- He \_\_\_\_\_ up the walls. Never falls
- I can \_\_\_\_\_ you where to look to \_\_\_\_\_ his shoes.

5. Match the words to the pictures.

### **SORT ELEMENTS**

baby      eggs      wall      spider      fly



Name: \_\_\_\_\_

Date: \_\_\_\_\_

## Reading Lesson Practice Worksheets



6. Whose shoes are these?



- fly's
- baby's
- spider's
- mother's

Name: \_\_\_\_\_




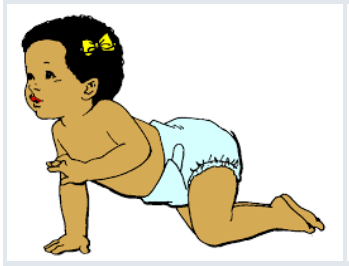
Date: \_\_\_\_\_

# Reading Lesson Practice Worksheets

7. Match the word to the picture.

## **SORT ELEMENTS**

Spiders      crawls      six      tickling      dot



Name: \_\_\_\_\_

Date: \_\_\_\_\_

## Reading Lesson Practice Worksheets

8. Match the spider to the picture below.



- The spider is black and hairy.
- The spider has rainbows on his back.
- The spider has a red spot on his back.

9. Select a sentence for the picture below.



- Tickle baby's nose.
- Bye baby.
- Dot his head.

Name: \_\_\_\_\_

Date: \_\_\_\_\_

## Reading Lesson Practice Worksheets


10. Match a sentence to the picture below.



- Baby crawls on the floor.
- A fly crawls up the wall.
- A spider crawls up the wall.

11. Select the picture for the sentence below.

**THE SPIDER CRAWLS UP THE WALL.**



Name: \_\_\_\_\_


Date: \_\_\_\_\_

## Reading Lesson Practice Worksheets

12. Match the sentence to the pictures. Then write a sentence for each picture.

### **SORT ELEMENTS**

- tell a secret
- spread wings
- small speck
- stay
- nod and beck



Name: \_\_\_\_\_

Date: \_\_\_\_\_

## Reading Lesson Practice Worksheets

13. Match the words to the pictures. Then write a sentence for each picture.

### SORT ELEMENTS

- trick
- stick
- quick
- thick
- pick





Name: \_\_\_\_\_

Date: \_\_\_\_\_

# Reading Lesson Practice Worksheets

14. Match the words to the pictures.

## **SORT ELEMENTS**


brick

lick

sick

kick

chick



Name: \_\_\_\_\_

Date: \_\_\_\_\_

## Reading Lesson Practice Worksheets

15. Who has a red spots on his/its head?

- baby                       fly                               spider

16. Who should be careful?

- the fly                       the spider                       the baby

17. Match the sentence and the picture. Rewrite the sentences.

### **SORT ELEMENTS**

- Flies can see.
- Spiders are near by.
- Open your eyes.



Name: \_\_\_\_\_

Date: \_\_\_\_\_

## Reading Lesson Practice Worksheets

18. Read the sentences below.

- We will watch him, you and I.
- You and I could walk on legs.
- There he goes on his toes.

19. How many legs does a fly have has?

- 3
- 4
- 6

