

Name: \_\_\_\_\_

Date: \_\_\_\_\_

# Reading Lesson Practice Worksheets

Answer all questions.

1. Match the picture and the word.

**SORT ELEMENTS**

- listen

bee

honey

flower



Name: \_\_\_\_\_

Date: \_\_\_\_\_

## Reading Lesson Practice Worksheets

2. Complete the following sentences,

### **SORT ELEMENTS**

in the flower.

this flower?

a bee.

honey.

What is in	
It is	
The bee likes	
It went to sleep	

3. Select the word for the picture.



mother

flower

wonder

other

Name: \_\_\_\_\_

Date: \_\_\_\_\_

## Reading Lesson Practice Worksheets

4. Match a sentence with this picture.



- A bee is flying.
- A bee fell asleep.
- A bee is on the flower.

5. Read the following sentences.

- Come here, Lucy, and listen! What is in this flower?
- Yes; then it can go to other flowers, and get honey
- The bee likes honey as well as we do, but it does not like to be shut up in the flower.

6. Complete the sentences. Use the word list.

Word list: **driving, early, live, riding**

Do you know where they \_\_\_\_\_?

---

Frank is \_\_\_\_\_ a horse, and James is \_\_\_\_\_ one hitched to a cart.

---

Name: \_\_\_\_\_


Date: \_\_\_\_\_

# Reading Lesson Practice Worksheets

They are out very \_\_\_\_\_ in the day.

7. Match the picture and the word.

**SORT ELEMENTS** - riding early tight driving hay



Name: \_\_\_\_\_

Date: \_\_\_\_\_

## Reading Lesson Practice Worksheets

8. Select a sentence for the picture below.



- Frank is riding a horse.
- James is driving a cart hitched to a horse.
- The boys should be kind to the horses.

9. Match to form sentences.

### **SORT ELEMENTS**

- James is driving one hitched to a cart.
- how tight James holds the lines!
- not to whip their horses.
- give the horses some hay or corn.

Name: \_\_\_\_\_

Date: \_\_\_\_\_

## Reading Lesson Practice Worksheets

Frank is riding a horse, and

See how well Frank rides, and

When they have done riding, they will

The boys should

10. Which words rhyme with “**riding**”?

- driving       tight       sitting       hitched

11. Choose a word for the picture.



- whip  
 corn  
 hitched  
 bee  
 hay

Name: \_\_\_\_\_

Date: \_\_\_\_\_

# Reading Lesson Practice Worksheets

12. Match the picture and word.


## **SORT ELEMENTS**

children

birds

young girl

search



Name: \_\_\_\_\_

Date: \_\_\_\_\_

## Reading Lesson Practice Worksheets

13. Place the following sentences in order. Rewrite the sentences in the correct order below.

\_\_\_\_ Sweet little birds were singing all around her.

\_\_\_\_ A little girl went in search of flowers for her mother.

\_\_\_\_ A nest with young birds in it.

\_\_\_\_ And what do you think she found besides flowers?

\_\_\_\_ It was early in the day, and the grass was wet.

\_\_\_\_\_

.....

\_\_\_\_\_

.....

\_\_\_\_\_

.....

\_\_\_\_\_

.....

\_\_\_\_\_

.....

\_\_\_\_\_

.....

\_\_\_\_\_

.....

\_\_\_\_\_

.....

\_\_\_\_\_

.....

\_\_\_\_\_

.....

\_\_\_\_\_

.....

\_\_\_\_\_

.....

\_\_\_\_\_

.....



Name: \_\_\_\_\_ Date: \_\_\_\_\_

## Reading Lesson Practice Worksheets

14. Complete the sentences. Use the word list.

Word list: **chirp, heard, loved, thought**

While she was looking at them, she \_\_\_\_\_ the mother bird  
\_\_\_\_\_.as if she said, “Do not touch my children, little girl, for I love them  
dearly.”

---

The little girl now \_\_\_\_\_ how dearly her own mother  
\_\_\_\_\_ her.

---

15. Select a sentence for the picture.



- The little girl is singing to the birds.
- The little girl is picking flowers.
- Sweet little birds were singing all around her.
- So she left the birds.

Name: \_\_\_\_\_

Date: \_\_\_\_\_

## Reading Lesson Practice Worksheets

16. Select the word for the picture.



- ticket
- eight
- lightning

17. Complete the following sentences. Use the word list.

Word List: **after, right, two**

Mamma, will you go to town? That is \_\_\_\_\_ bedtime.

---

A big basket, with \_\_\_\_\_ good little children in it.

---

All \_\_\_\_\_! Time is up! Ding, ding!

---

18. Match the question and answers.

### **SORT ELEMENTS**

At half past eight

Yes, this is the lightning train.

A big basket, with two good little children in it.

Name: \_\_\_\_\_

Date: \_\_\_\_\_

## Reading Lesson Practice Worksheets

About what time will you get back?

Is this the fast train?

What shall we get for you in town, mama?

19. Match the picture and word.

**SORT ELEMENTS** - town, half, lightning, ticket, two, train



<p><i>Hosted by: Alamo Concert Production</i> <b>Sunday 29th November, 2020 @ 7:00 p.m.</b> <b>AT LA JOYA AUDITORIUM, St. Joseph</b> <b>Featuring: Rick James (the magical guitarist)</b></p> <p>No. 0017</p> <p><b>MOTHER'S DAY CONCERT</b></p> <p>Portion of proceeds to go to the homeless Mothers at the Crisis Centre.</p>	<p><b>DOOR PRIZE</b> TRIP FOR TWO TO DOMINICA</p> <p>PRICE: Advance \$150 At the door: \$200</p> <p>★★★ No. 0017</p> <p><i>Please retain this portion of ticket.</i></p>
---	--

Name: \_\_\_\_\_

Date: \_\_\_\_\_

# Reading Lesson Practice Worksheets



Name: \_\_\_\_\_

Date: \_\_\_\_\_

# Reading Lesson Practice Worksheets

20. Match the picture with the word.

**SORT ELEMENTS**



- rude

poor

reading

noon

teacher



Name: \_\_\_\_\_

Date: \_\_\_\_\_

# Reading Lesson Practice Worksheets

21. Match the picture and word.

**SORT ELEMENTS** - small, three, school, room, book



Name: \_\_\_\_\_

Date: \_\_\_\_\_

## Reading Lesson Practice Worksheets

22. Match by completing the sentences.

### **SORT ELEMENTS**

who was lost in the woods.  
as she reads from her book.  
and Fanny is reading.  
and three little girls play school under a tree.  
and the school is out.

It is noon,	
Some run and jump, some play ball,	
They all have books in their hands,	
Kate and Mary listen to Fanny	
Fanny is about a poor little boy	

23. Complete the sentences. Use the word list.

Word list: **good, reading, rude, school, teacher**

Mary is the \_\_\_\_\_. They all have books in their hands, and Fanny is

\_\_\_\_\_.

They are all \_\_\_\_\_ girls, and would not be \_\_\_\_\_ even in playing

\_\_\_\_\_.

Name: \_\_\_\_\_

Date: \_\_\_\_\_

## Reading Lesson Practice Worksheets

23 Read the following sentences.

- Mary and Kate are good girls, and would not be rude even in playing school.
- Kate and Mary listen to Fanny as she reads from her book.
- Mary and Kate play school under a tree.

24. Match the picture and word.

**SORT ELEMENTS**

-

cracker

friends

apple

flew

silly





Name: \_\_\_\_\_

Date: \_\_\_\_\_

## Reading Lesson Practice Worksheets

25. Match the picture to the words.

**SORT ELEMENTS** - tease, asleep, Polly, new



Name: \_\_\_\_\_

Date: \_\_\_\_\_

## Reading Lesson Practice Worksheets

26. Select the sentence for the audio clip.

- Poor Poll! Poor Poll! Polly wants a cracker
- Polly and the cat are not good friends.
- I think she knew the cat would tease her.
- Polly flies up into the old apple tree.

27. Complete the following sentences. Use the word list.

Word list: **apple, asleep, friends, silly, tease**

Polly and the cat are not good \_\_\_\_\_.

---

One day Polly flew down, and lit upon the cat's back when she was \_\_\_\_\_.

---

I think she knew the cat would not like that, and she did it to \_\_\_\_\_ her.

---

When Lucy pets the cat, Polly flies up into the old \_\_\_\_\_ tree, and will not come when she calls her.

---

What a \_\_\_\_\_ bird!