

Name: _____

Date: _____

Reading Lesson Review Worksheets

Answer all the questions.

1. Complete the sentences with and ending from below. .

SORT ELEMENTS

- with you on Prince?
- on Prince.
- to trot as far as the barn.

Papa, will you let me ride	
----------------------------	--

We are both	
-------------	--

You are not too fat	
---------------------	--

2. Complete the sentences with one of the following words..

both ride trot

Papa, will you let me _____ with you on Prince? I will sit still in your arms.

See, mamma! We are _____ on Prince. How large he is!


Get up, Prince! You are not too fat to _____ as far as the barn.

Name: _____

Date: _____

Reading Lesson Review Worksheets

3. Write a name for the picture below.



4. Select a name for the picture below.



- pond
- barn
- prince
- rock

Name: _____

Date: _____

Reading Lesson Review Worksheets

5. Name the pictures.

SORT ELEMENTS

Girl

wall

boy

ball

Name: _____

Date: _____

Reading Lesson Review Worksheets

6. Name the action in the picture.



toss the ball.

play in the pond.

sit on the box.

run with the dog.

7. Complete to form sentences.

SORT ELEMENTS

- it fall.
- and see.
- it, Ann?
- pretty ball!

O Fanny, what a

Yes; can you catch

Toss it to me,

I will not let

Name: _____

Date: _____

Reading Lesson Review Worksheets

8. Read and complete each sentence using the words in brackets.

I will not let it fall. _____ it to me and see. (toss, catch, swim)


O Fanny, what a pretty ball! Yes; can you _____ it, Ann?
(throw, catch, make)

9. Name the pictures.

SORT ELEMENTS

○ Doll duck pond flag

○



Name: _____ Date: _____

Reading Lesson Review Worksheets

10. Complete the sentences by picking the right word from those given below.

SORT ELEMENTS

- the bank.
- the pond.
- his flag.
- mamma?
- doll.

Did you call us,	
I went with Tom to	
I had my	
Tom had	
The fat duck swam to	

11. Complete the sentences with a word from the list below..

swam, had, fall, went

I _____ with Tom to the pond.

I _____ , my doll, and Tom _____ his flag.

The fat duck _____ to the bank, and we fed her.

Did you think we might _____ into the pond?

Name: _____

Date: _____

Reading Lesson Review Worksheets

12. Select the sentence for the picture.



- I went with Tom to the pond.
- We did not go too near, did we, Tom?
- The fat duck swam to the bank, and I fed her.

13. Select the sentence for the picture.



- Tom had his flag.
- I had my doll.
- Tom fed the duck.
- Tom had a box.

Name: _____

Date: _____

Reading Lesson Review Worksheets

14. Answer the questions.

This is a ____.



- play band pond pass

15. Select the sentence for the picture above.

- Here comes the band!
- Shall we call mamma and Fanny to see it?
- I hope they will stop here and play for us.

16. Complete the following sentences. Use the word list below.

Word List: **hope, pass, stand**

Let us _____ still, and hear the men play as the _____.

I _____ they will stop here and play for us.

Name: _____



Date: _____

Reading Lesson Review Worksheets

17. Match the picture with the word.

SORT ELEMENTS

- horse
- duck
- cow
- men



Name: _____

Date: _____

Reading Lesson Review Worksheets

18. Match the actions.

SORT ELEMENTS

- stand
- swim
- play
- hear
- drink



Name: _____ Date: _____

Reading Lesson Review Worksheets

19. Complete the sentences. Use the word list.

Word List: **band, call, pass, still**

Here comes the _____! Shall we _____mamma and Fanny to see it?

Let us stand _____, and hear the men play as they_____.

20. Organize the following sentences so it makes sense. Write 1, 2, 3,4.

_____ Look, too, at the man on that fine horse.

_____ What has he in his hand? How fine he looks!

_____ If the men do not stop, let us go with them and see where they go.

_____ See the large man in front of the band, with his big hat.

21. Match the sentence with the picture.



- The band is large.
- The large man has a big hat.
- Let us stand here!
- The man pass by.

Name: _____

Date: _____

Reading Lesson Review Worksheets

22. What does the man in the picture has in his hand?



- a guitar
- a box
- a cake
- an apple

23. Which man is on a fine horse?



Name: _____ Date: _____

Reading Lesson Review Worksheets

24. Fill in the blanks.

Word List: **happy, little, tent, woods**

Bess and Robert are very _____ ; papa and mamma have gone to the _____ with them.

Robert has a big _____ and a flag, and Bess has a _____ bed for her doll.

25. Match the sentence to the picture.



- Bess and Robert are very happy.
- Robert has a big tent and a flag.
- Bess has a little bed for her doll.

Name: _____

Date: _____

Reading Lesson Review Worksheets

26. Match the picture and word.

SORT ELEMENTS

tent

cart

doll

bed

flag



Name: _____

Date: _____

Reading Lesson Review Worksheets

31. Match the following words and pictures.

SORT ELEMENTS


cart

happy girl

doll in bed

woods

little girl with doll



Name: _____

Date: _____

Reading Lesson Review Worksheets

32. Match the picture to the word. And write a sentence for each picture.

SORT ELEMENTS

spade

shade

stone

brook

